

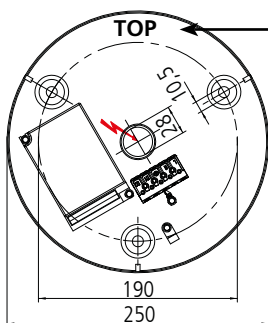




MONTAGEANLEITUNG MOUNTING INSTRUCTION

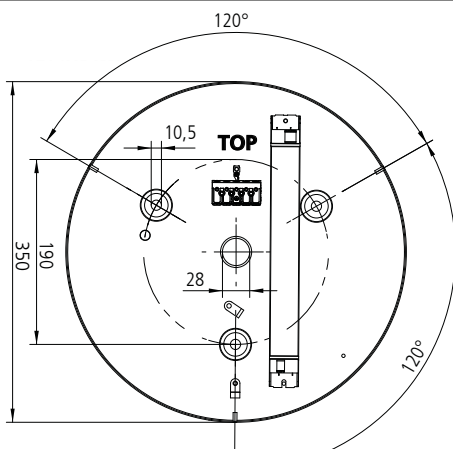
CLEAR FLAT



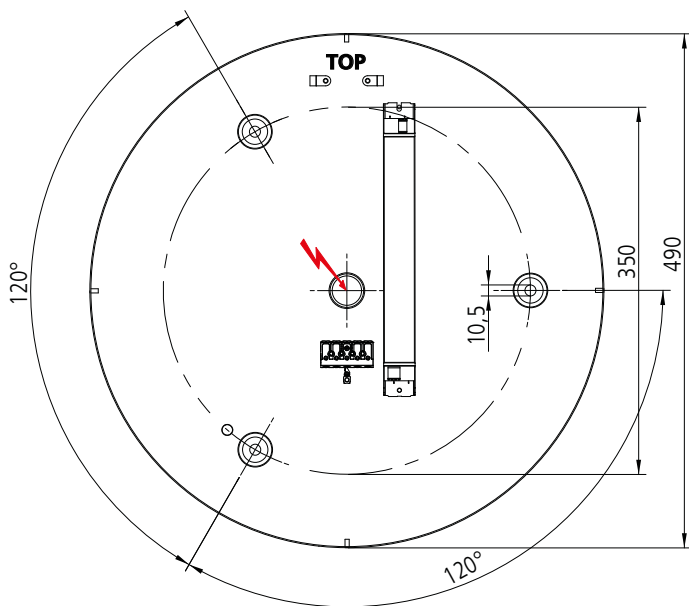


bei Wandleuchten hier Oben
in wall lights here at the top

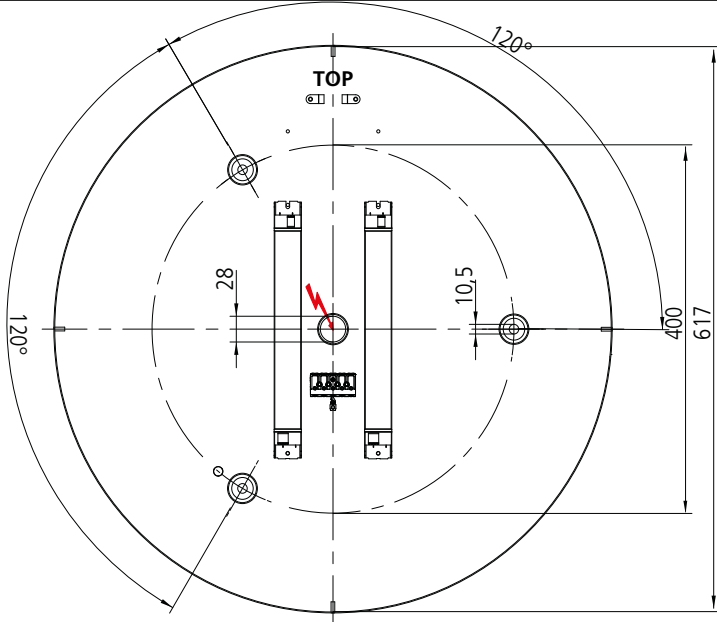
Ø 340



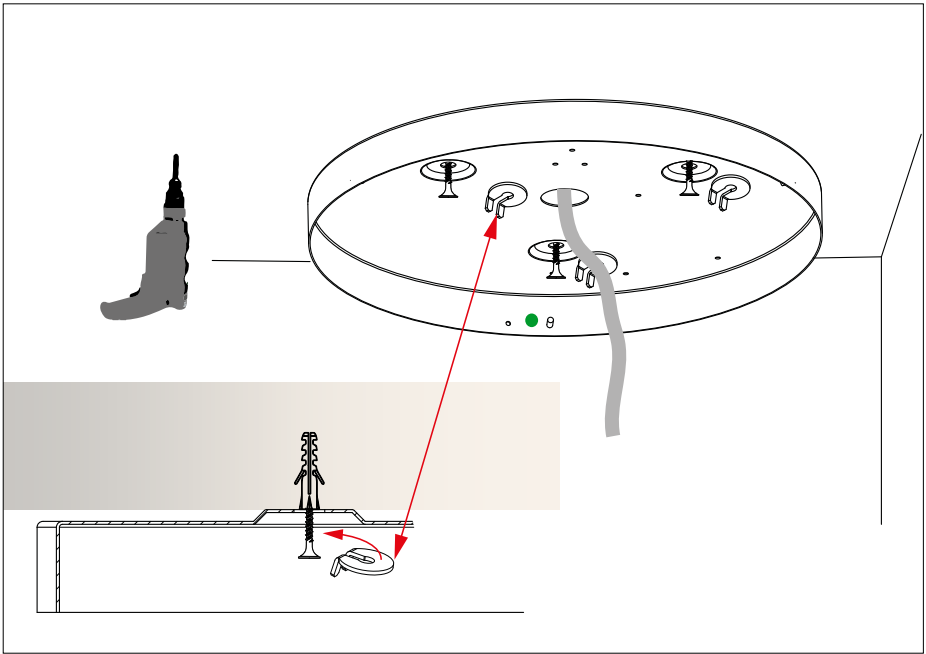
Ø 450




$\varnothing 625$

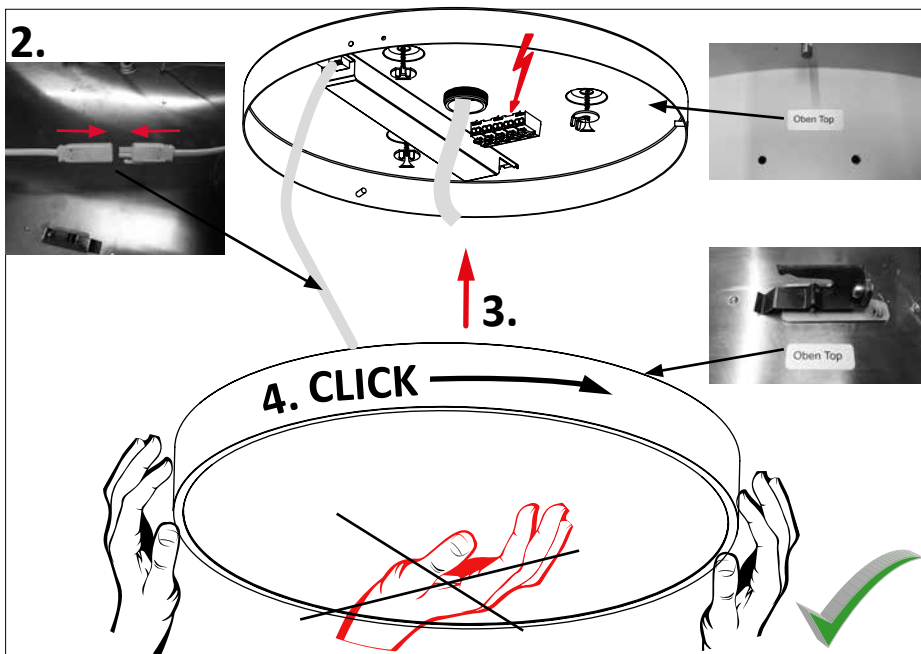


$\varnothing 850$

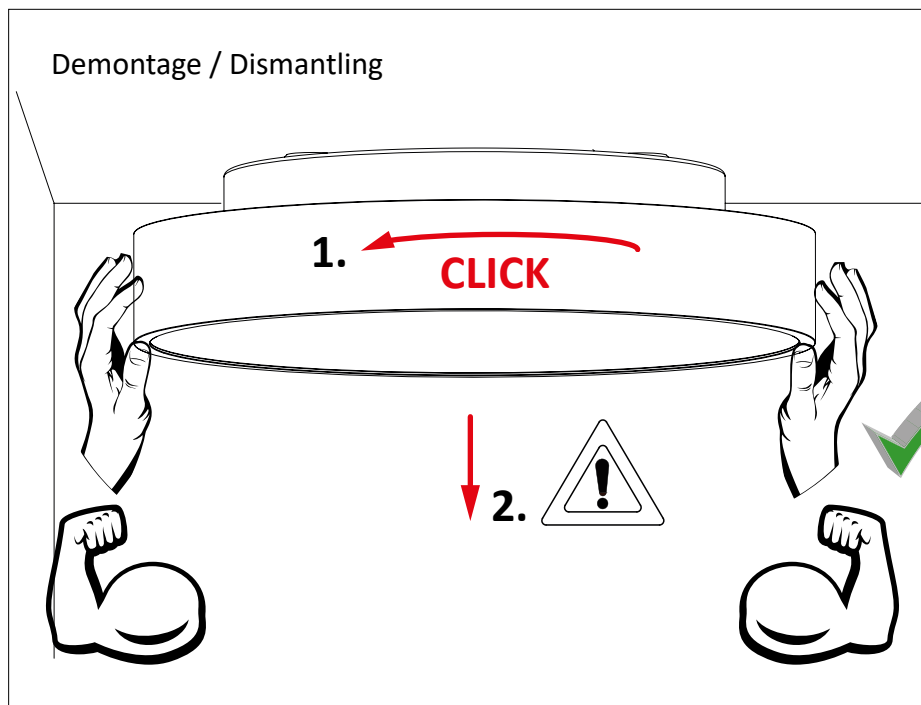


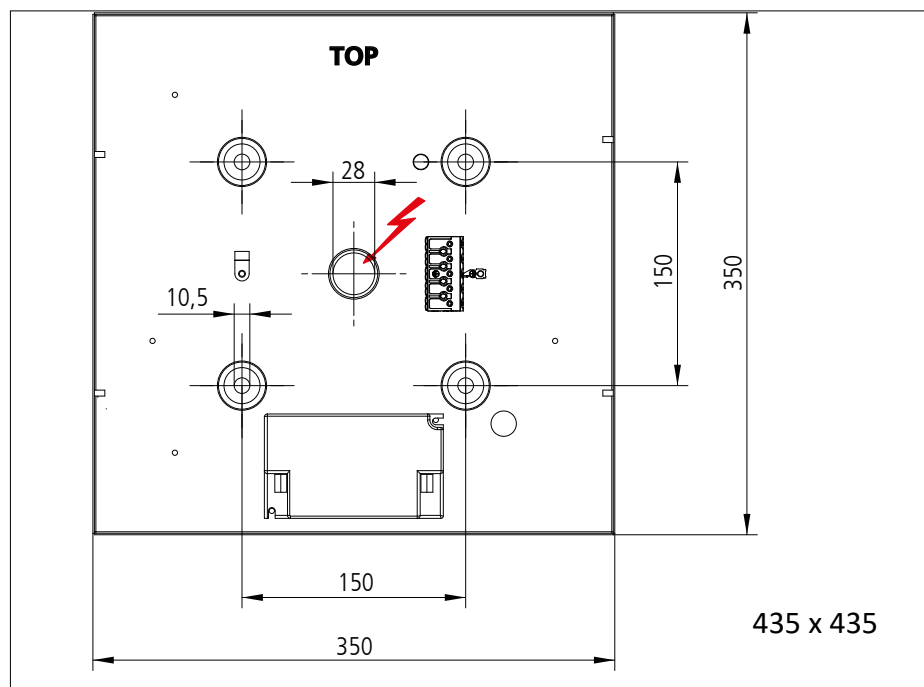
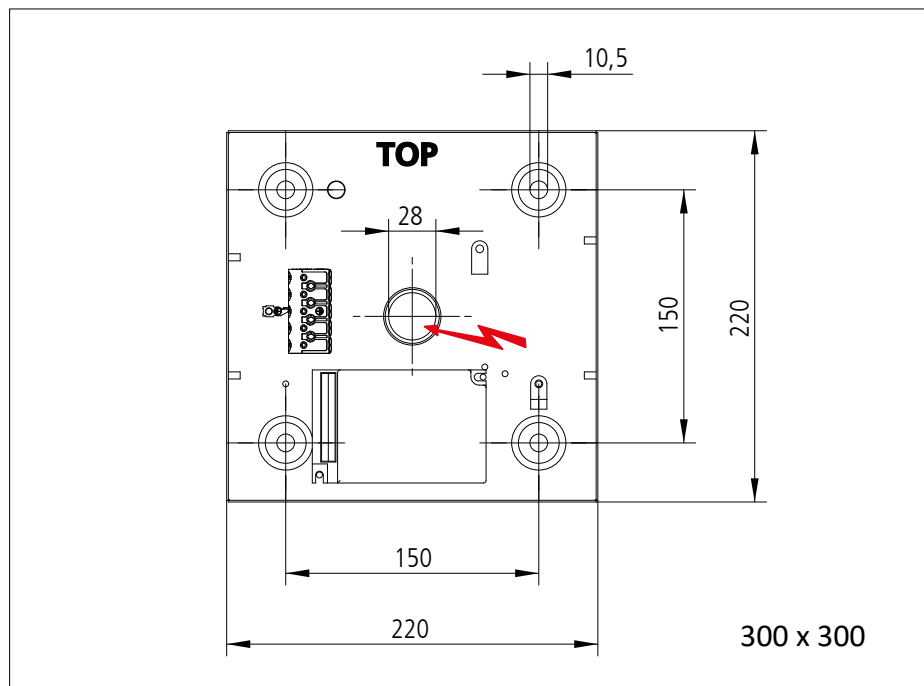
1. Erdung /Grounding

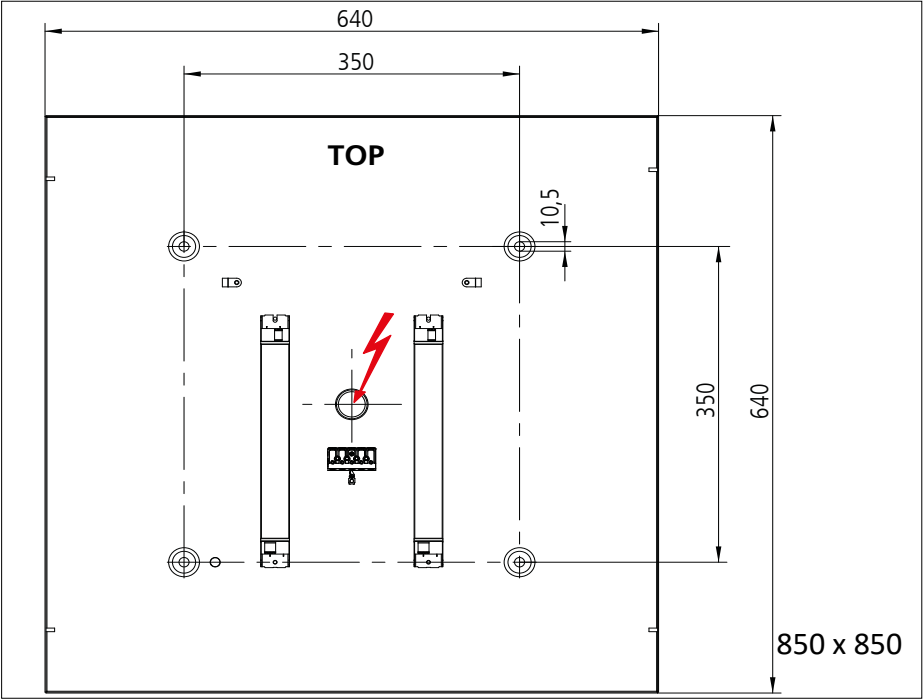
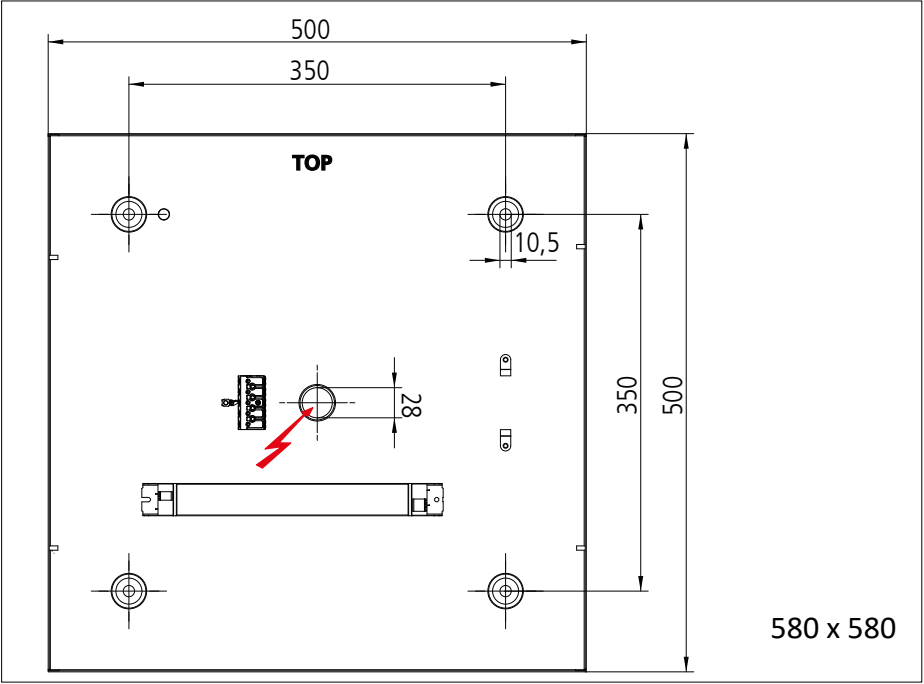


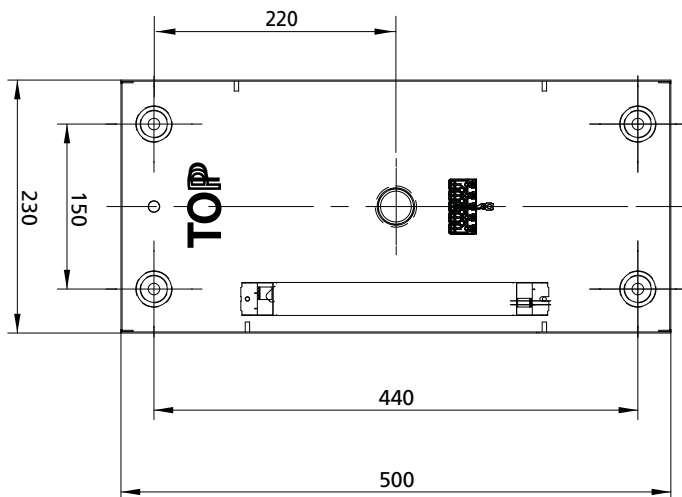


Demontage / Dismantling

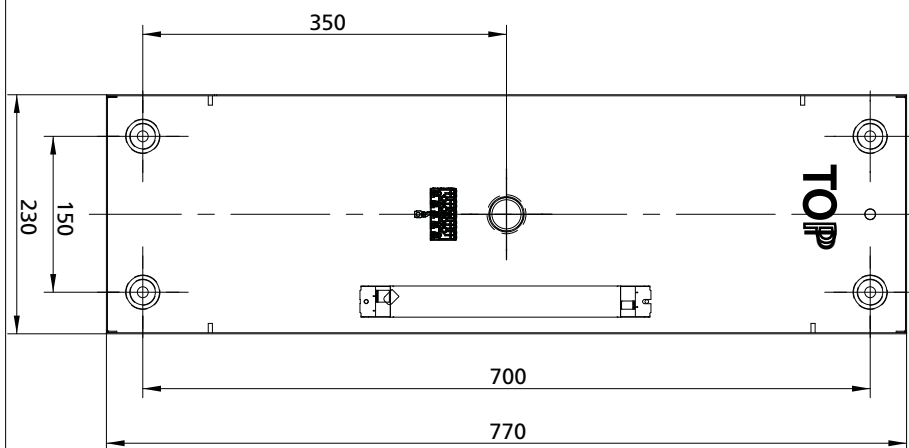




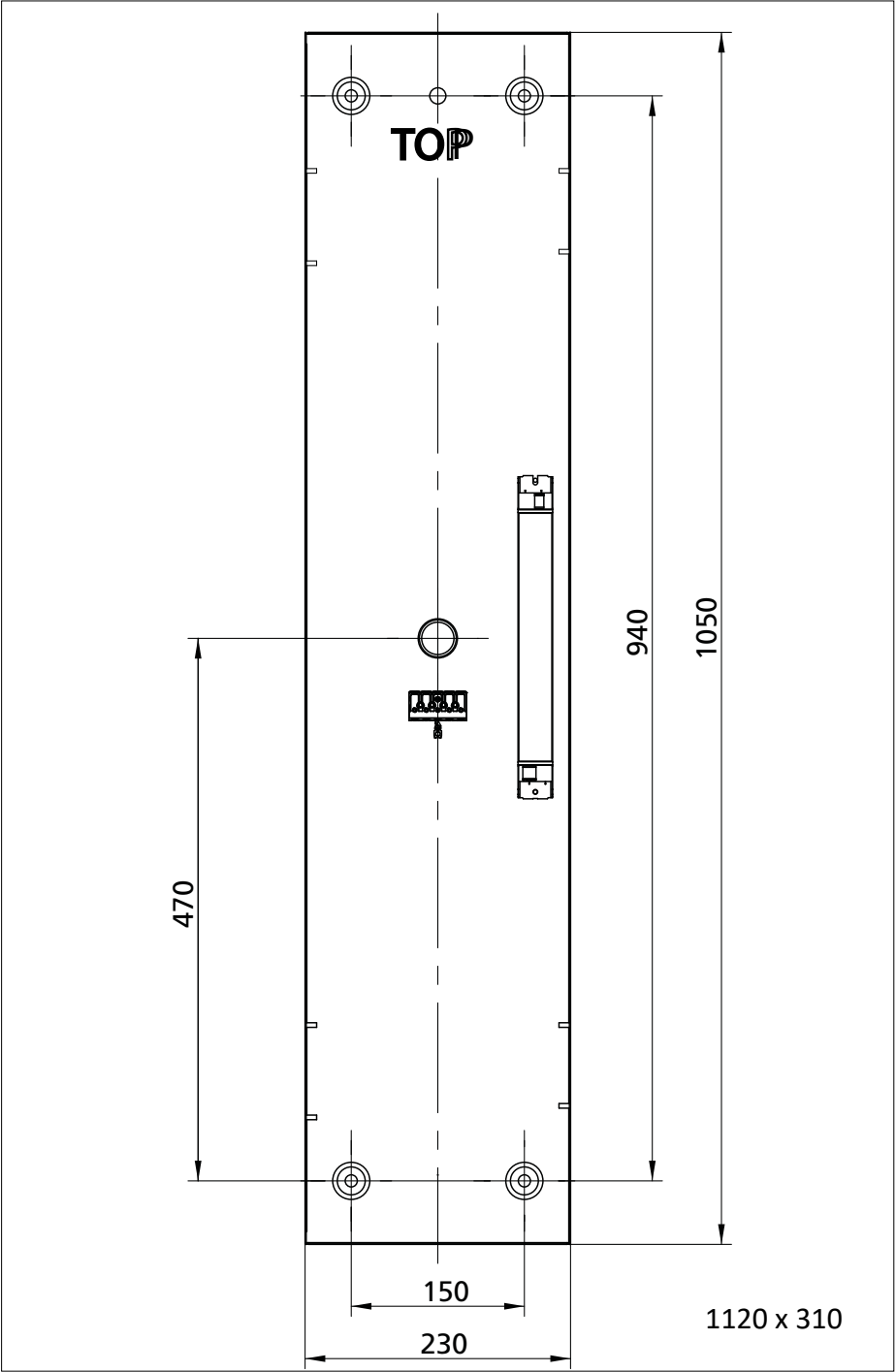



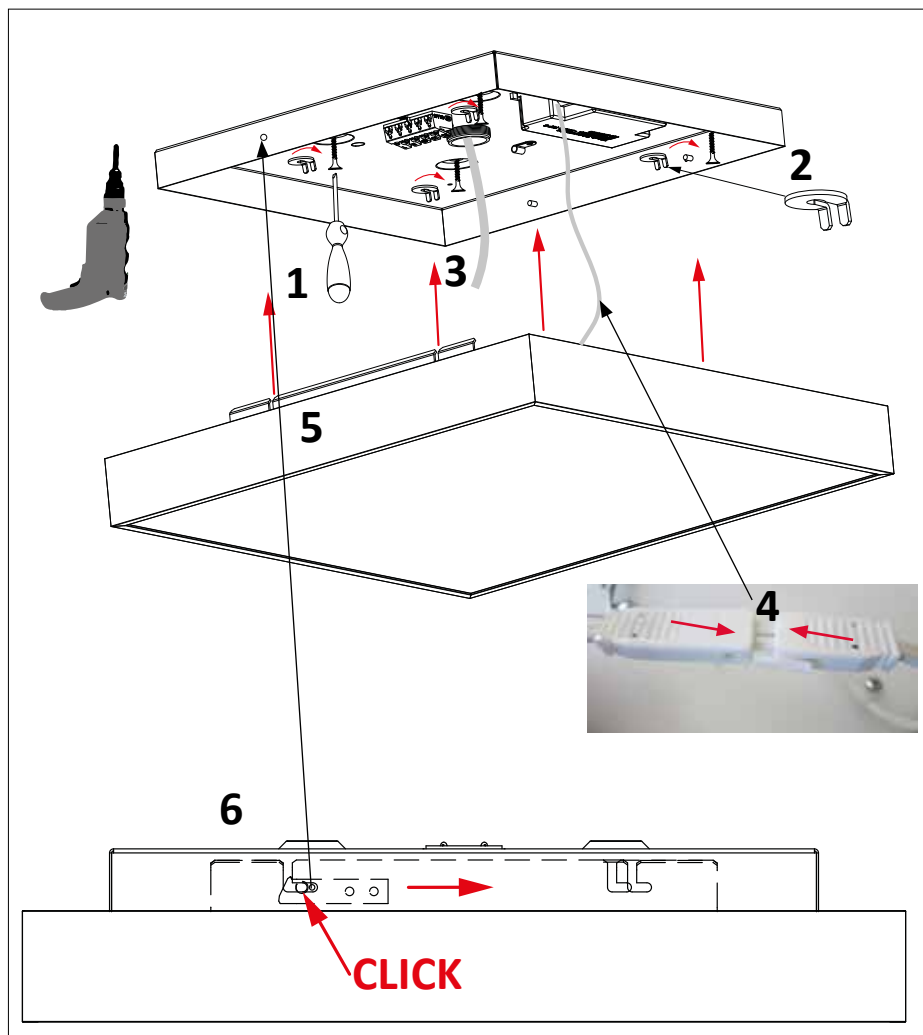



580 x 310



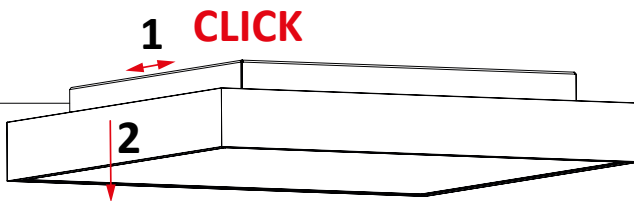
840 x 310







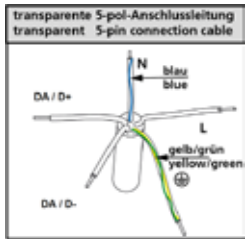
Demontage / Dismantling



Klemme Terminal		DALI // 1-10V	Notlicht mit 1h/3h Batterie schaltbar EM-light with 1h/3h battery switched	Notlicht mit 1h/3h Batterie & DALI EM-light with 1h/3h battery & DALI
L	L	Netz / mains		Netz / mains & charging battery
N	N	Neutralleiter / neutral	Neutralleiter / neutral	Neutralleiter / neutral
		PE / ground	PE / ground	PE / ground
D1+	DA+	DALI - DIM // + Pol 1-10V	Netz / mains	DALI - DIM
D2 -	DA -	DALI - DIM // - Pol 1-10V	Netz geschaltet / switched supply	DALI - DIM

Klemme Terminal		Schaltbar switchable	2-fach schaltbar 2-fold switchable	Notlicht mit 1h/3h Batterie schaltbar EM-light with 1h/3h battery switched
3		Netz geschaltet / switched supply	Netz geschaltet / switched supply	
N		Neutralleiter / neutral	Neutralleiter / neutral	Neutralleiter / neutral
		PE / ground	PE / ground	PE / ground
1				Netz / mains
2			Netz geschaltet / switched supply	Netz geschaltet / switched supply

Klemme Terminal		2-fach schaltbar 2-fold switchable	Notlicht mit 1h/3h Batterie schaltbar EM-light with 1h/3h battery switched
N		Neutralleiter / neutral	Neutralleiter / neutral
		PE / ground	PE / ground
1		Netz geschaltet / switched supply	Netz / unswitched supply
2		Netz geschaltet / switched supply	Netz geschaltet / switched supply



Pendelleuchten

Klemme Terminal		Schaltbar switchable	DALI // 1-10V
L		Netz geschaltet / switched supply	Netz / mains
N		Neutralleiter / neutral	Neutralleiter / neutral
		PE / ground	PE / ground
D+	DA		DALI - DIM // + Pol 1-10V
D-	DA		DALI - DIM // - Pol 1-10V

Klemme Terminal		Notlicht mit 1h/3h Batterie schaltbar EM-light with 1h/3h battery switched	Notlicht mit 1h/3h Batterie & DALI EM-light with 1h/3h battery & DALI
L			Netz / mains & charging battery
N		Neutralleiter / neutral	Neutralleiter / neutral
		PE / ground	PE / ground
D+	DA	Netz / mains	DALI - DIM
D-	DA	Netz geschaltet / switched supply	DALI - DIM

Die Angaben beziehen sich auf 230VAC. Die Herstellerangaben sind zu beachten. Für den Betrieb von Leuchten werden Leitungsschutzschalter mit C Charakteristik empfohlen. Bei mehrpoligen Leitungsschutzschaltern reduziert sich die max. Anzahl um 20%. Die aufgelisteten Angaben sollen nur als Richtwerte dienen und können im Einzelfall abweichen.

The specifications refer to 230VAC. Please consider to the manufacturer's instructions. For the operation of luminaires, automatic circuit breakers with C characteristics are recommended. In case of multipolar circuit breakers, the values specified by the manufacturer must be reduced by 20%. The values given in the table are intended as reference values only and may deviate in individual cases.

	Ø 340mm			Ø 450mm			Ø 625mm			Ø 850mm		
	on/off	DALI	TW	on/off	DALI	TW	on/off	DALI	TW	on/off	DALI	TW
B16	60	35	16	27	32	16	16	15	15	5	7	7

	300x300mm			435x435mm			580x580mm			850x850mm		
	on/off	DALI	TW	on/off	DALI	TW	on/off	DALI	TW	on/off	DALI	TW
B16	60	35	16	17	22		16	22	15	8	10	7

	580x310mm			840x310mm			1120x310mm		
	on/off	DALI	TW	on/off	DALI	TW	on/off	DALI	TW
B16	16	22	15	16	22	15	16	22	15

Relative Anzahl an LED Treibern			Relative number of LED Driver		
B10	B13	B16	C10	C13	C16
63%	81%	100%	104%	135%	160%

Technische Änderungen vorbehalten. Montageanleitung aufbewahren.

We reserve the right to make technical modifications. Retain the operating instructions.

Sous réserve de modifications techniques. Conserver le mode d'emploi.

Nos reservamos el derecho a efectuar modificaciones técnicas. Guardar las instrucciones para el uso.

Technische wijzigingen voorbehouden. Bewaar de gebruiksaanwijzing.

Tekniska ändringar förbehålles. Spara bruksanvisningen.

10-21925

07-2021

SCHMITZ | WILA

SCHMITZ-WILA GmbH Niedereimerfeld 29 D-59823 Arnsberg
T +49 2932 96 77 0 F +49 2932 96 77 75 info@schmitz-wila.com